


# CamAPS FX PDF Report

## Generate a PDF report with ease from your CamAPS FX app:

- 1) Open the app's main menu.
- 2) Go to 'Statistics'.
- 3) Tap on 'Generate PDF Report'.
- 4) Save it, print it, share it ...



## The PDF report will contain up to 2 weeks of data.

### You will be able to view statistics on:

#### ✓ Glucose:

- Target Range
- Average glucose, Standard Deviation, etc.
- Time in Range, Glucose Management Indicator, etc.

#### ✓ Insulin:

- Total Daily Dose (TDD)
- Basal (Automated Insulin Delivery) vs Bolus split (%)

#### ✓ Auto mode and alerts:

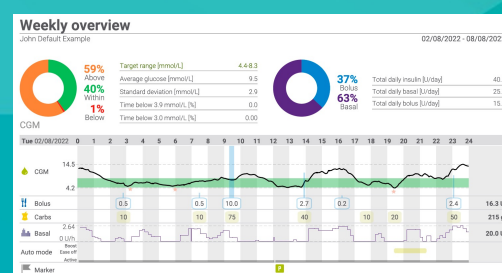
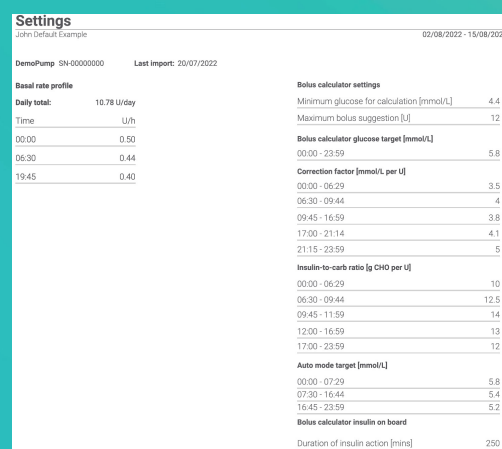
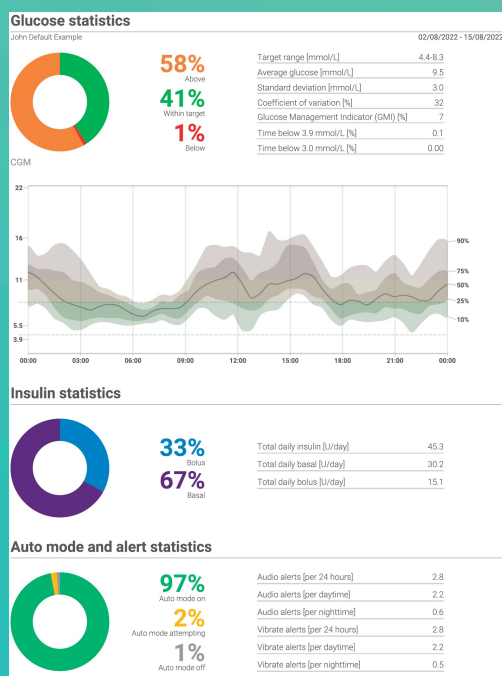
- % time in Auto mode (Automated Insulin Delivery)
- Alert burden, etc.

## Pump settings

- ✓ Pre-programmed basal rate profile
- ✓ Bolus calculator settings
- ✓ Correction / insulin sensitivity factor
- ✓ Insulin to Carbohydrate Ratio
- ✓ Auto mode / personal glucose target
- ✓ Bolus calculator insulin on board time

## Weekly overview

- ✓ CGM
- ✓ Bolus
- ✓ Carbs
- ✓ Basal (AID)
- ✓ Auto mode
- ✓ Boost
- ✓ Ease-off
- ✓ Infusion set fill & cannula prime



## Technical information

- ✓ Users need to consent to sharing their data with the CamAPS FX cloud to be able to generate the PDF (see consent permissions in CamAPS FX app's 'account' settings).
- ✓ A PDF will be able to be generated 24 hours after consent is provided.
- ✓ PDF will include data for a maximum of 2 weeks.
- ✓ If new to CamAPS FX and less than 2 weeks data is available, a PDF can still be generated.
- ✓ No virtual pump or CGM data will be included in the PDF report.

## Need help?

Telephone: 020 3695 3780

Email: [support@camdiab.com](mailto:support@camdiab.com)

Website: [www.camdiab.com](http://www.camdiab.com)

